



**Manual**

# TABLE OF CONTENTS

<b>1. Keyboard Properties</b>	<b>3</b>
<b>2. Keyboard Specifications</b>	<b>3</b>
<b>3. Package Contents</b>	<b>3</b>
<b>4. SHARK ZONE K15 Overview</b>	<b>4</b>
4.1 SHARK ZONE Function Key	4
4.2 Function Keys With Preset Multimedia Actions	5
4.3 Key Lock	5
4.4 Arrow Keys Functions Are Interchangeable With the WASD Section	6
<b>5. Connecting to the PC</b>	<b>6</b>

## 1. Keyboard Properties

- Gaming mode with deactivated Windows key
- Multi-key rollover support
- Arrow keys functions are interchangeable with the WASD section
- Polling rate: 1,000 Hz
- Function keys with preset multimedia actions
- Robust, frameless metal housing
- 3-block layout
- Textile braided cable
- Gold-plated USB plug

## 2. Keyboard Specifications

Switch Technology	Rubber Dome
Dimensions (L x W x H)	455 x 210 x 37 mm
Cable Length	160 cm
Weight incl. Cable	1.35 kg
Operating Life Cycles of Keys	10 Million Keystrokes
Supported Operating Systems	Windows 7/8/10, Mac OS, Linux

## 3. Package Contents

- SHARK ZONE K15
- Manual

Note:

Should any of the above items be missing, please contact our customer service by E-mail immediately:

support@sharkoon.com (Europe)

support@sharkoon.com.tw (International)




## 4. SHARK ZONE K15 Overview



- A** SHARK ZONE Function Key
- B** Function Keys With Preset Multimedia Actions
- C** Key Lock
- D** Arrow Key Functions Are Interchangeable With the WASD Section
- E** LED Status Display

### 4.1 SHARK ZONE Function Key **A**



Some SHARK ZONE K15 keys are preset with additional functions. These functions can be activated by pressing the SHARK ZONE Function Key .



#### 4.2 Function Keys With Preset Multimedia Actions **B**



The F4 - F10 function keys are programmed with multimedia actions and provide quick access to E-mail and the web browser.

Shortcut	Function
+ F4	Mute
+ F5	Media Player
+ F6	Play/Pause
+ F7	Volume Down
+ F8	Volume Up
+ F9	Web Browser
+ F10	E-Mail

**Note:**

Please be aware that the e-mail and web browser will always launch your system’s default programs. If necessary, change your system settings.



#### 4.3 Key Lock **C**



Use the shortcut SHARK ZONE Function Key + F11 to lock all the keys on the keyboard. To lock only the Windows key, press the shortcut SHARK ZONE Function Key + F12. The deactivated Windows key is indicated by the “WIN” LED in the LED status display. To remove the lock, press the respective shortcut again.






Shortcut	Function
 + F11	Deactivate All Keys
 + F12	Deactivate Windows Key

#### 4.4 Arrow Key Functions Are Interchangeable With the WASD Section



Use the shortcut SHARK ZONE Function Key  + W key to swap the WASD and Arrow key functions. To restore the default settings, press the shortcut again.

## 5. Connecting to the PC

1. Connect the USB plug of the SHARK ZONE K15 to an available USB port on your PC.
2. The operating system will automatically recognize the SHARK ZONE K15 keyboard and install all necessary drivers.

### Note:

In the SHARK ZONE K15 is not recognized, disconnect it and try a different USB port on your PC.



## Legal Disclaimer:

For potential loss of data, especially due to inappropriate handling, SHARKOON assumes no liability. All named products and descriptions are trademarks and/or registered trademarks of the respective manufacturers and are accepted as protected.

As a continuing policy of product improvement at SHARKOON, the design and specifications are subject to change without prior notice. National product specifications may vary. The legal rights of the enclosed software belong to the respective owner. Please observe the license terms of the manufacturer before using the software. All rights reserved especially (also in extracts) for translation, reprinting, reproduction by copying or other technical means. Infringements will lead to compensation. All rights reserved especially in case of assignation of patent or utility patent. Means of delivery and technical modifications reserved.

## Disposal of Your Old Product:

Your product is designed and manufactured with high quality materials and components, which can be recycled and reused. When this crossed-out wheeled bin symbol is attached to a product, it means the product is covered by the European Directive 2002/96/EC. Please be informed about the local separate collection system for electrical and electronic products. Please act according to your local rules and do not dispose of your old products with your normal household waste. The correct disposal of your old product will help prevent potential negative consequences to the environment and human health.



## SHARKOON Technologies GmbH

Siemensstraße 38  
35440 Linden  
Germany

© SHARKOON Technologies 2016

info@sharkoon.com  
www.sharkoon.com

